

Press Fit BB Installation Instructions



IMPORTANT NOTICE:

- Do not alter this product in any way as it can cause unseen damage. Any modifications to this product will void the warranty.
- TOKEN suggests taking your bottom bracket to your local authorized TOKEN dealer for installation, service and adjustments.
- Read the user's guide before installation and use. Follow all instructions carefully. If you have any questions, don't ride the bike. Take it to your local TOKEN dealer for assistance.

BEFORE RIDING:

- Check that there is no side-to-side movement in the bottom bracket. Also check that the cranks spin smoothly. If there is movement or the bottom bracket is not smooth, take the bicycle to your local TOKEN dealer for service or replacement.
- Ensure that the cranks are firmly attached to the bottom bracket. Improperly attached cranks can become detached from the bicycle and serious injury can result. Never ride a bicycle with improperly attached cranks.

AFTER RIDING:

- When cleaning the bottom bracket, only use mild soap and water. Never spray the bottom bracket with high-pressure water. Water can enter the bottom bracket and cause it to wear prematurely.

WARRANTY:

All TOKEN products are guaranteed against defects in materials or workmanship for two (2) years from the original date of purchase. This warranty applies to the original owner only and is not transferable. The warranty is considered void if resold. The warranty does not cover normal wear and tear or damage from abuse. Please see our website or contact your local dealer or distributor for more details.

www.tokenproducts.com

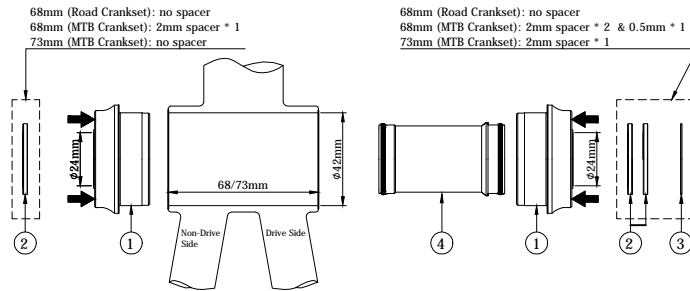
BB86/BB89.5/BB92 FRAME	SHIMANO CRANKSET																												
	<p>MODEL: BB841PS BB841PS-TBT</p> <table border="1"> <thead> <tr> <th>No.</th> <th>Description</th> <th>Q'ty</th> </tr> </thead> <tbody> <tr> <td>1</td> <td>Right Cup</td> <td>1</td> </tr> <tr> <td>2</td> <td>Left Cup</td> <td>1</td> </tr> <tr> <td>3</td> <td>Sleeve</td> <td>1</td> </tr> <tr> <td>4</td> <td>2.5mm Spacer</td> <td>1</td> </tr> </tbody> </table> <p style="text-align: right;">86.5mm (Road Crankset): no spacer 89.5mm (MTB Crankset): 2.5mm spacer * 1 92mm (MTB Crankset): no spacer</p> <p style="text-align: right;">← Only apply pressure to flange when installing to prevent bearing damage.</p>	No.	Description	Q'ty	1	Right Cup	1	2	Left Cup	1	3	Sleeve	1	4	2.5mm Spacer	1													
	No.	Description	Q'ty																										
1	Right Cup	1																											
2	Left Cup	1																											
3	Sleeve	1																											
4	2.5mm Spacer	1																											
SRAM GXP CRANKSET																													
BB86 FRAME	<p>MODEL: BB841PR BB841PR-TBT</p> <table border="1"> <thead> <tr> <th>No.</th> <th>Description</th> <th>Q'ty</th> </tr> </thead> <tbody> <tr> <td>1</td> <td>Right Cup</td> <td>1</td> </tr> <tr> <td>2</td> <td>Left Cup</td> <td>1</td> </tr> <tr> <td>3</td> <td>Sleeve</td> <td>1</td> </tr> <tr> <td>4</td> <td>GXP Adaptor</td> <td>1</td> </tr> <tr> <td>5</td> <td>1mm Spacer</td> <td>2</td> </tr> <tr> <td>6</td> <td>2.5mm Spacer</td> <td>1</td> </tr> <tr> <td>7</td> <td>2.5mm Spacer</td> <td>1</td> </tr> <tr> <td>8</td> <td>Wave Washer</td> <td>1</td> </tr> </tbody> </table> <p style="text-align: right;">86.5mm (Road Crankset): 1mm spacer * 1 89.5mm (MTB Crankset): 2.5mm spacer * 1 92mm (MTB Crankset): no spacer</p> <p style="text-align: right;">86.5mm (Road Crankset): 1mm spacer * 1 89.5mm (MTB Crankset): 1mm spacer * 1 92mm (MTB Crankset): 1mm spacer * 1</p> <p style="text-align: right;">86.5mm (Road Crankset): wave washer * 1 89.5mm / 92mm (MTB Crankset): 2.5mm spacer * 1 + Wave Washer * 1</p> <p style="text-align: right;">← Only apply pressure to flange when installing to prevent bearing damage.</p>	No.	Description	Q'ty	1	Right Cup	1	2	Left Cup	1	3	Sleeve	1	4	GXP Adaptor	1	5	1mm Spacer	2	6	2.5mm Spacer	1	7	2.5mm Spacer	1	8	Wave Washer	1	
	No.	Description	Q'ty																										
	1	Right Cup	1																										
2	Left Cup	1																											
3	Sleeve	1																											
4	GXP Adaptor	1																											
5	1mm Spacer	2																											
6	2.5mm Spacer	1																											
7	2.5mm Spacer	1																											
8	Wave Washer	1																											
SHIMANO CRANKSET (ROAD ONLY)																													
BB86 FRAME	<p>MODEL: BB86PS BB86PS-TBT</p> <table border="1"> <thead> <tr> <th>No.</th> <th>Description</th> <th>Q'ty</th> </tr> </thead> <tbody> <tr> <td>1</td> <td>BB Cup</td> <td>2</td> </tr> </tbody> </table> <p style="text-align: right;">← Only apply pressure to flange when installing to prevent bearing damage.</p>	No.	Description	Q'ty	1	BB Cup	2																						
	No.	Description	Q'ty																										
	1	BB Cup	2																										
SRAM GXP CRANKSET (DOUBLE ROAD ONLY)																													
	<p>MODEL: BB86PR BB86PR-TBT</p> <table border="1"> <thead> <tr> <th>No.</th> <th>Description</th> <th>Q'ty</th> </tr> </thead> <tbody> <tr> <td>1</td> <td>BB Cup</td> <td>2</td> </tr> <tr> <td>2</td> <td>GXP Adaptor</td> <td>1</td> </tr> <tr> <td>3</td> <td>1mm Spacer</td> <td>2</td> </tr> <tr> <td>4</td> <td>Wave Washer</td> <td>1</td> </tr> </tbody> </table> <p style="text-align: right;">← Only apply pressure to flange when installing to prevent bearing damage.</p>	No.	Description	Q'ty	1	BB Cup	2	2	GXP Adaptor	1	3	1mm Spacer	2	4	Wave Washer	1													
No.	Description	Q'ty																											
1	BB Cup	2																											
2	GXP Adaptor	1																											
3	1mm Spacer	2																											
4	Wave Washer	1																											

BB30 FRAME

SHIMANO CRANKSET

MODEL: BB30AR
BB30AR-TBT

No.	Description	Q'ty
1	BB Cup	2
2	2mm Spacer	3
3	0.5mm Spacer	1
4	Center Sleeve	1

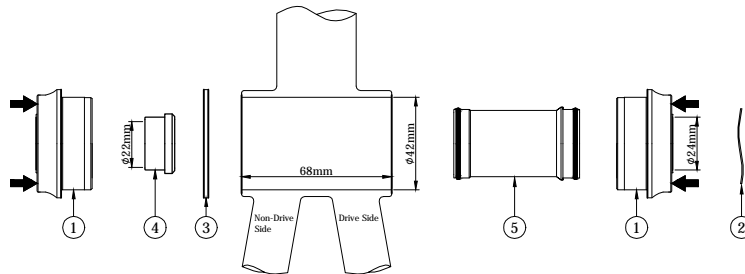


← Only apply pressure to BB cup when installing to prevent bearing damage.

SRAM GXP CRANKSET (DOUBLE ROAD ONLY)

MODEL: BB30AR/BB30AR-TBT
(For SRAM GXP)

No.	Description	Q'ty
1	BB Cup	2
2	Wave Washer	1
3	2mm Spacer	1
4	GXP Adaptor	1
5	Center Sleeve	1

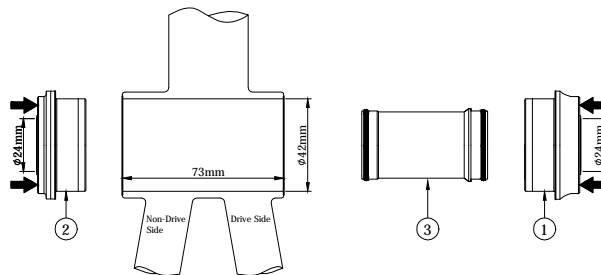


← Only apply pressure to BB cup when installing to prevent bearing damage.

SHIMANO CRANKSET (ROAD ONLY)

MODEL: BB30A2R
BB30A2R-TBT

No.	Description	Q'ty
1	Right Cup	1
2	Left Cup	1
3	Center Sleeve	1

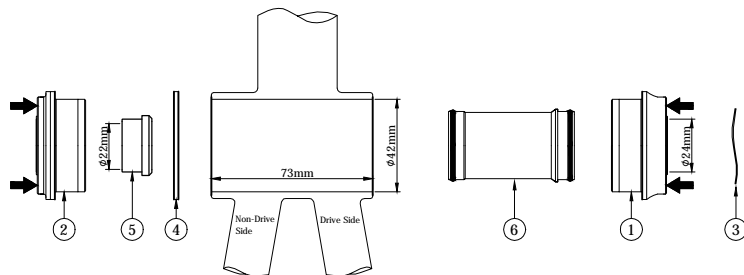


← Only apply pressure to BB cup when installing to prevent bearing damage.

SRAM GXP CRANKSET (DOUBLE ROAD ONLY)

MODEL: BB30A2R BB30A2R-TBT
(For SRAM GXP)

No.	Description	Q'ty
1	Right Cup	1
2	Left Cup	1
3	Wave Washer	1
4	2mm Spacer	1
5	GXP Adaptor	1
6	Center Sleeve	1



← Only apply pressure to BB cup when installing to prevent bearing damage.

BB30A FRAME